

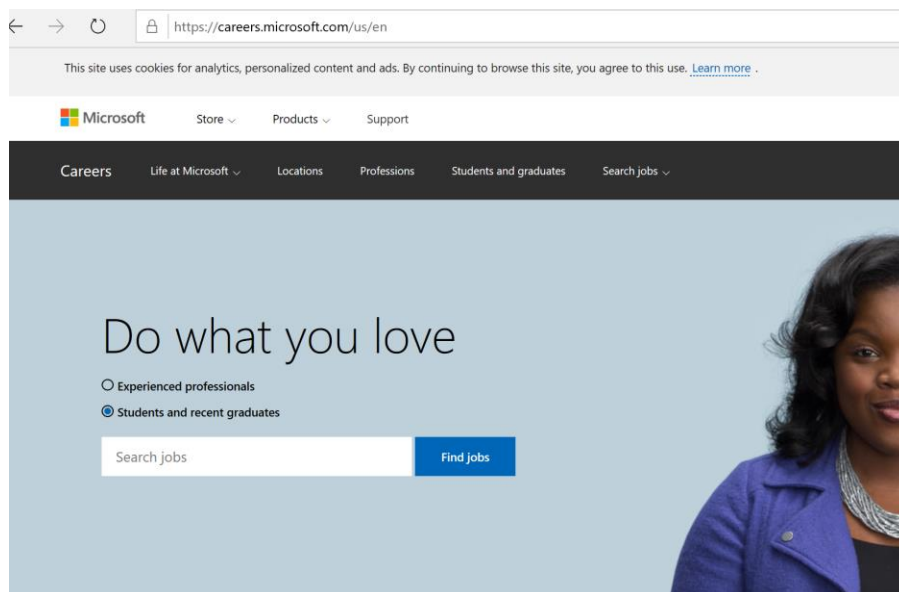
PM Engage

Online Application Process

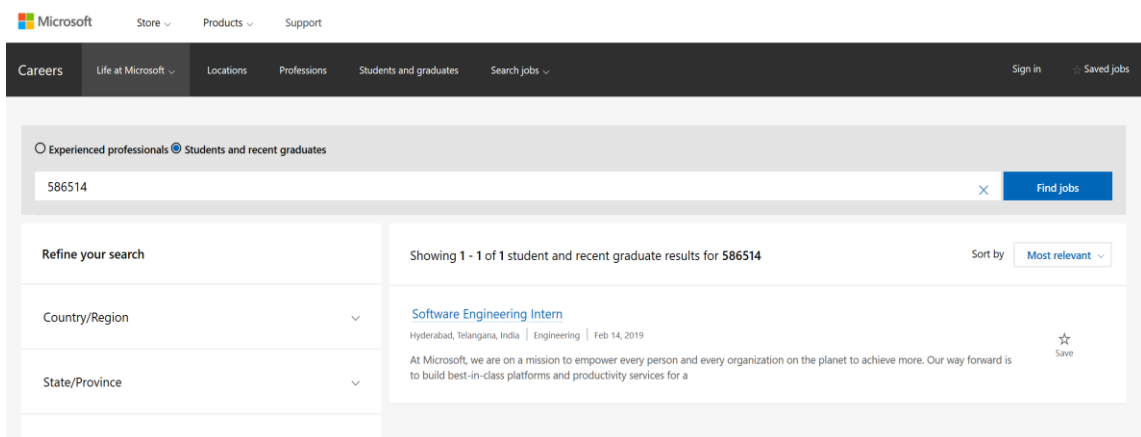
Dear Student,

Congratulations on registering for PM Engage program with us! In order to complete your registration, please follow the below mentioned steps.

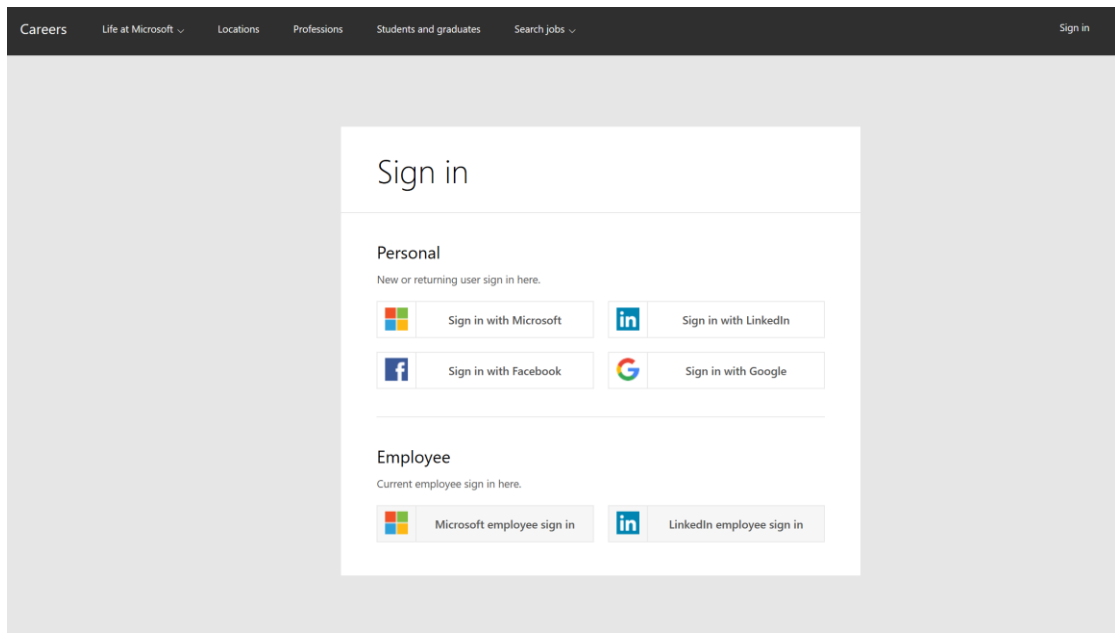
1. Login into <https://careers.microsoft.com/us/en>



2. Select the student and recent graduates radio button.
3. Enter the Job ID –
902378 (if you are from PGP1 then apply on this job number)
902392 (if you are from PGP2/ PG PX/1-Year MBA then apply on this job number) and hit find jobs.
4. You will be routed to the below page:



5. Select the PM Intern/ PM Full time position and Apply for the role.
6. You will be asked to sign in using the below 4 options: (kindly use the same email id as used to register on Ace-Hacker platform)



7. Fill in your application form. Fields like contact information/experience/education/additional information and attachments need to be filled in.
8. Point to be noted, while performing the above step, in your experience section, kindly mention about your previous experience there.
9. Ensure your resumes are attached. In case you miss out on attaching your resume, we will not be able to view your complete profile. To avoid this, please carefully complete your application process with us.
10. Post this, you are required to answer all the RQ questions on the next page. Complete that and hit submit.

Thanking you!

Regards,

Microsoft University Recruiting Team