

GSMO Engage

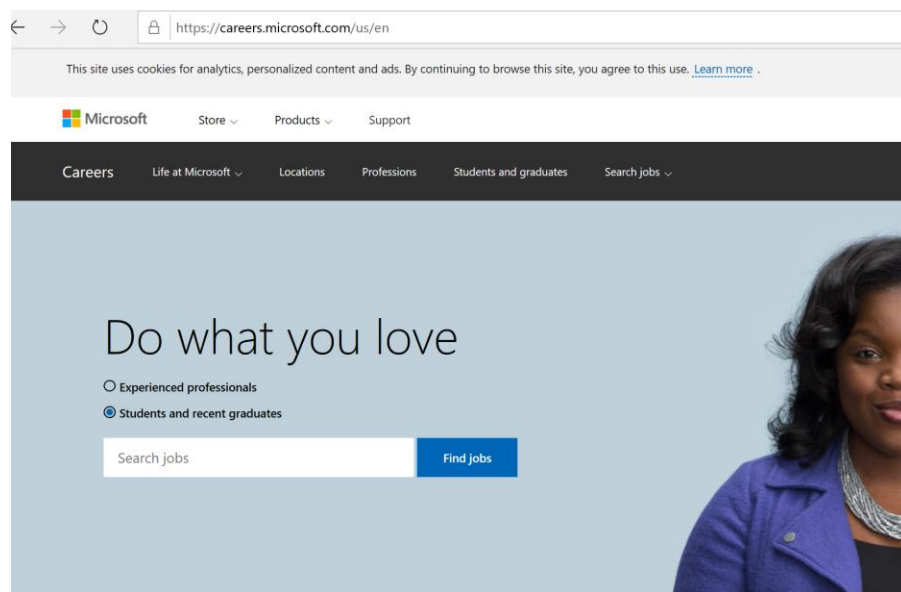
Online Application Process

Dear Student,

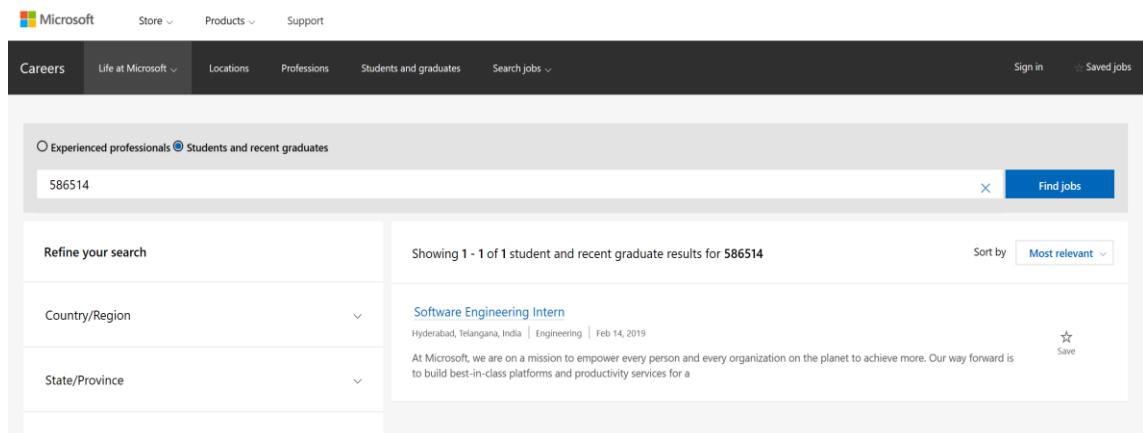
Congratulations on registering for GSMO Engage program with us! As you are invited to interview with Microsoft India for the GSMO Intern position, we would like you to complete your application with us by following the below mentioned steps.

Kindly follow the below steps for the same:

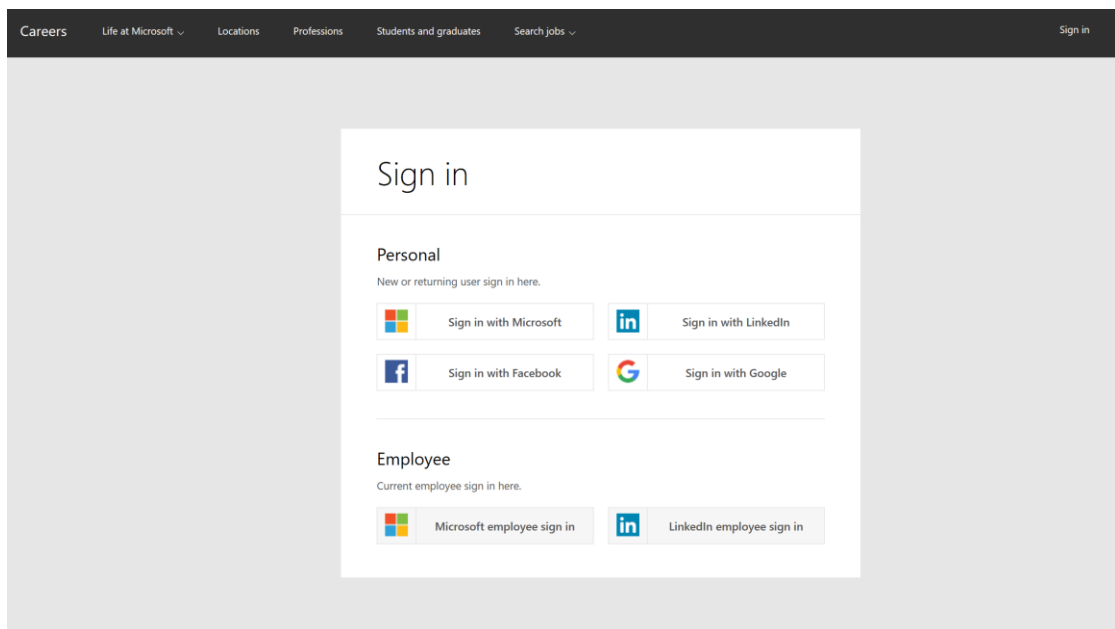
1. Login into <https://careers.microsoft.com/us/en>



2. Select the student and recent graduates radio button.
3. Enter the Job ID – **902366** and hit find jobs.
4. You will be routed to the below page:



5. Select the Sales Intern position and Apply for the role.
6. You will be asked to sign in using the below 4 options: (kindly use the same email id as used to register on Ace-Hacker platform)



7. Fill in your application form. Fields like contact information/experience/education/additional information and attachments need to be filled in.
8. Point to be noted, while performing the above step, in your experience section, kindly mention about your previous experience there.
9. Ensure your resumes are attached. In case you miss out on attaching your resume, we will not be able to view your complete profile. To avoid this, please carefully complete your application process with us.
10. Post this, you are required to answer all the RQ questions on the next page. Complete that and hit submit.

Thanking you!

Regards,

Microsoft University Recruiting Team